

MAGNAPARK Lutterworth MPS 187


SPECULATIVE
BUILD

AVAILABLE NOW

187,253
SQ FT

LE17 4JB

SOUTH



GLP 

eu.glp.com

MAGNAPARK South

MPS187

MPS187 is a 187,253 sq ft speculative logistics and distribution unit in Magna Park South, Lutterworth.

Available now for immediate occupation, the building benefits from a best-in-class specification including a wide service yard, 15m clear internal height, and an array of energy-saving features. MPS187 is also 100% PV ready and designed to WELLness principles.

LOCATION

The success of Magna Park Lutterworth is primarily due to its optimum and strategic location for warehousing and logistics in the centre of Britain.

- > M1 Junction 20 – 2.5 miles
- > M6 Junction 1 – 4.5 miles
- > M69 Junction 1 – 7 miles

HIGHLIGHTS



8.031 acres
(3.25 ha)



8 charging
car bays



69 HGV
parking



144 car
parking



2 level
access



18 dock
doors

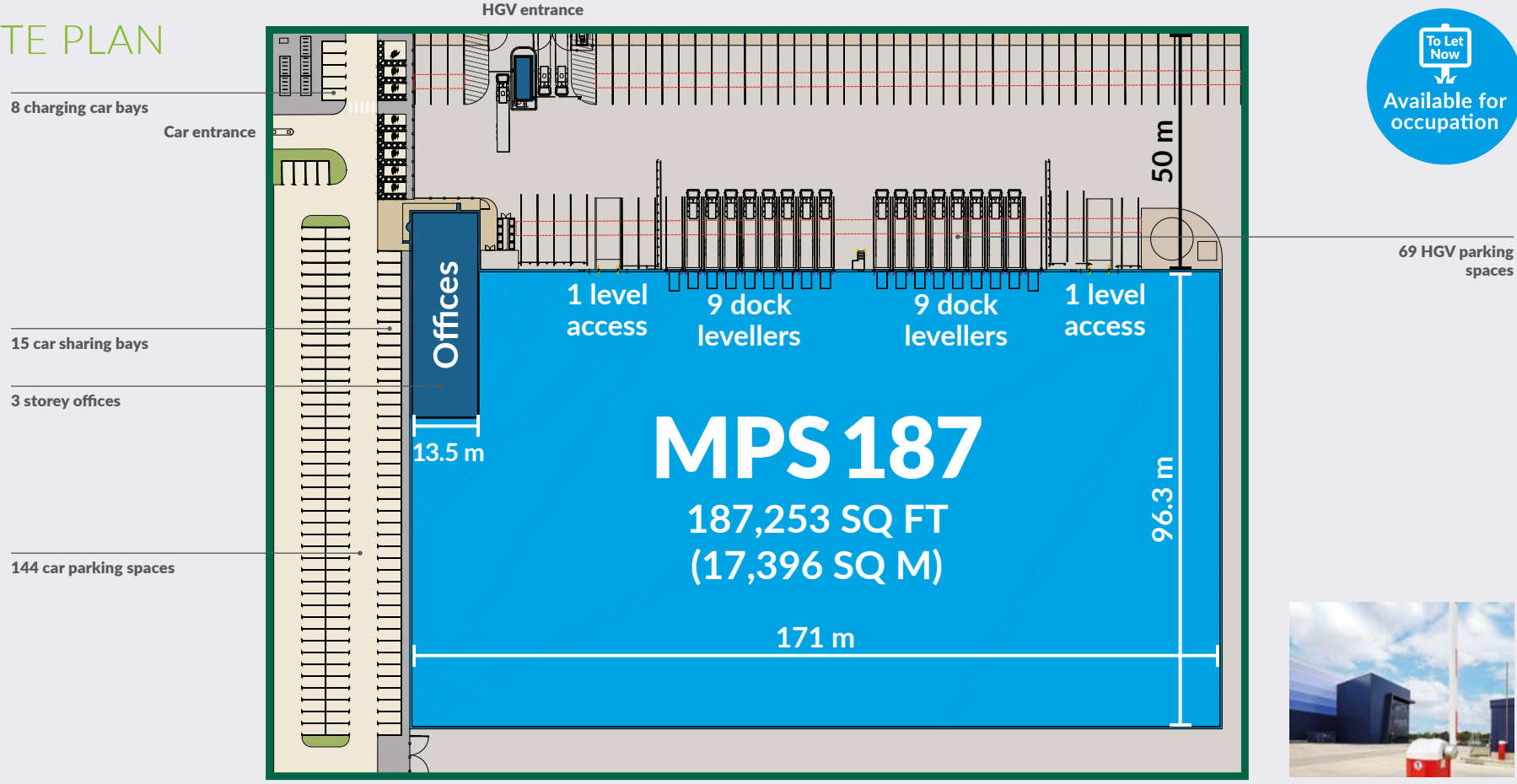


50 m
yard depth



50 kN
psm
Floor
loading

SITE PLAN



SCHEDULE

Warehouse	Offices (3 storey)	Gatehouse	Total GIA	Car parking	Clear height	Dock doors	Level access
172,694 sq ft 16,044 sq m	14,269 sq ft 1,325 sq m	290 sq ft 27 sq m	187,253 sq ft 17,396 sq m	144	15 m	18	2



Building environments that work for you

We're on a mission to create an environment where customers' businesses can prosper and employees enjoy coming to work. G-Plus – an initiative from GLP.

We're more than a logistics building

G-Plus highlights*




G+Plus

*All of the G-Plus facilities and amenities will be project dependent and agreed with each customer


SOUTH

MPS 187


SCHEDULE




Car parking



Clear height



Dock doors



Level access

Warehouse	Offices (3 storey)	Gatehouse	Total GIA				
172,694 sq ft 16,044 sq m	14,269 sq ft 1,325 sq m	290 sq ft 27 sq m	187,253 sq ft 17,396 sq m	144	15 m	18	2



MAGNA PARK **Lutterworth**

If you would like any further information,
or to arrange a meeting, please contact:



Emily Le Gallais
Development Manager, GLP

emily-le.gallais@glp.com
 +44 (0)20 7901 4455

Olivia Hinds
Development Director, GLP

olivia.hinds@glp.com
 +44 (0)20 7901 4455

London office
50 New Bond Street
London W1S 1BJ

GLP is committed to a policy of continuous development and reserves the right to make changes to information without notice. This brochure, the descriptions and measurements contained herein do not form part of any contract and whilst every effort has been made to ensure accuracy, this cannot be guaranteed. February 2025. Terms: Available leasehold – details upon application. Please contact the agents for a detailed proposal. Printed in the UK.



eu.glp.com



Richard Harman
 richard.harman@dtre.com
 +44 (0)7776 200 143

Tom Fairlie
 tom.fairlie@dtre.com
 +44 (0)7747 441 858

Ollie Withers
 ollie.withers@dtre.com
 +44 (0)7496 852 526



Franco Capella
 franco.capella@cushwake.com
 +44 (0)7834 197 403

James Harrison
 james.harrison@cushwake.com
 +44 (0)7775 905 415

Cameron Mitchell
 cameron.a.mitchell@cushwake.com
 +44 (0)7392 092 534

MPS 187

SOUTH



For the latest news
and onsite progress visit
<https://eu.glp.com/property/mps-187-magna-park-lutterworth/>



LE17 4JB

Magna Park South, Lutterworth
Lutterworth
LE17 4JB

ideals.quietly.remind
Lutterworth, UK