

BERLIN-WERDER (HAVEL) UNIT 6 MAGNA PARK



14542
Werder
Germany



DGNB
Gold
Standard



Clear Height
10m



22,719



244,545



Available
NOW
eu.glp.com

BERLIN-WERDER (HADEL) UNIT 6 MAGNA PARK

BERLIN-WERDER (HADEL) ECONOMIC REGION

Berlin and Brandenburg together form the German capital region and thus one of the most dynamic economic areas in Europe. The German capital region is a fast-growing economic region and acts as the continent's hub due to its central location in Europe. From here, every European growth market can be reached within a day's truck ride. An excellent infrastructure with fast highways and very good connections speak for this economic region.

The Magna Park Berlin-Werder (Havel) is located southwest of Berlin, directly on the A10 motorway ring road. The park is connected to the A9 (Berlin - Leipzig) and A24 (Berlin - Hamburg) motorway via the A10. The A2 (Berlin - Hannover) motorway is only a 7 minute drive away.

Project developments for logistics and light industrial production/manufacturing / packaging / administration) can be realized flexibly and at short notice.



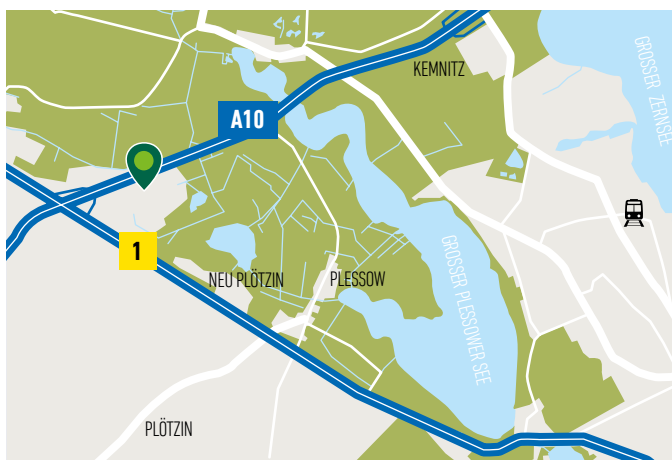
Strategic Location

A strategically well located park with direct access to the A10.

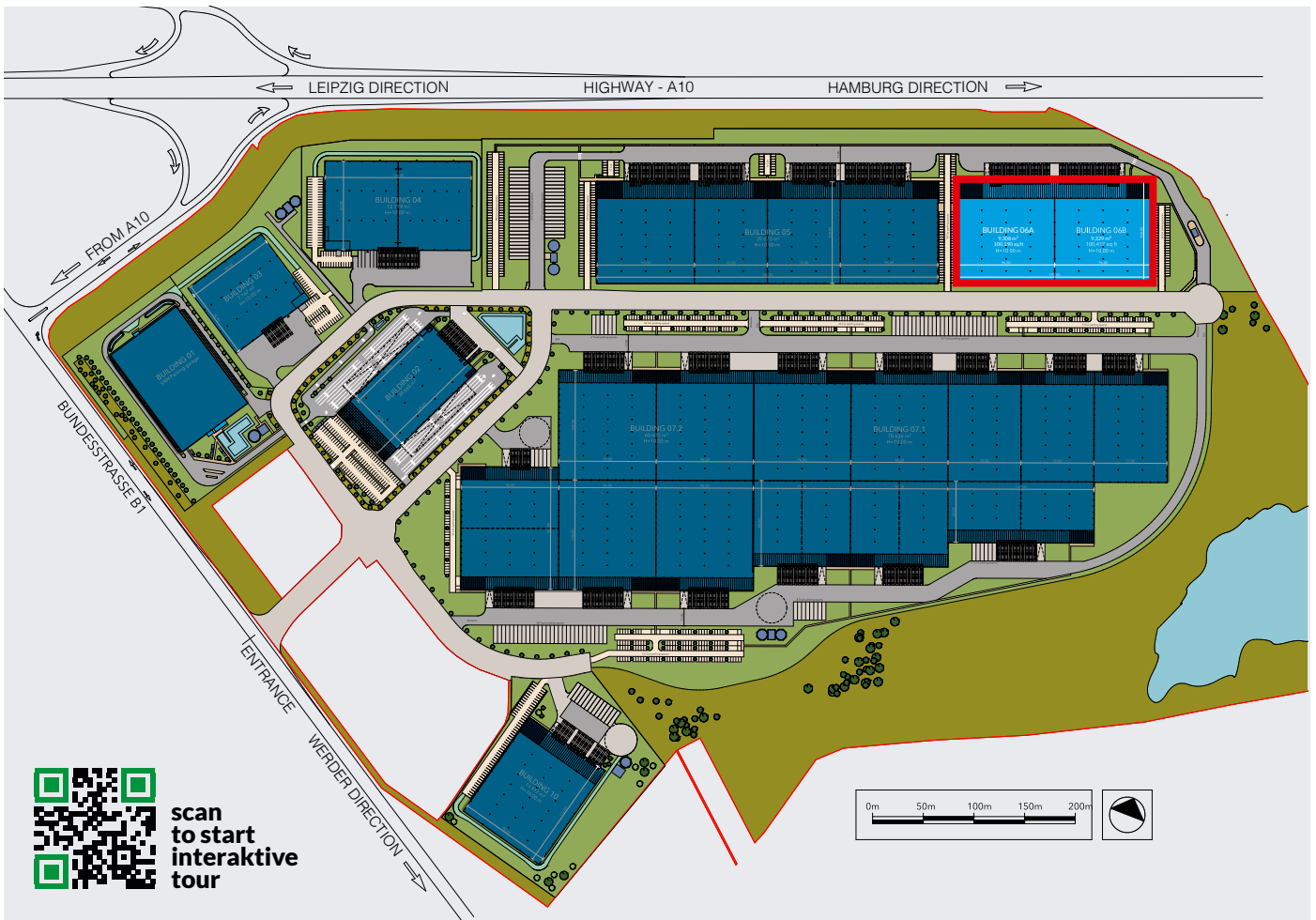
LOCATION AND TRAVEL DISTANCES




Destination	Km
A10 - driveway 22 "Groß Kreuz"	0,5
Potsdam	14
Berlin	30
GVZ Berlin West, Wustermark	25



Destination	Km
GVZ Berlin South, Großbeeren	50
Leipzig	157
Hannover	236
Hamburg	280



scan to start interactive tour



SITE & BUILDING SPECS



22,719



244,545



High spec

	Unit A	Unit B
Warehouse	9,308 SQ M (100,190 SQ FT)	9,329 SQ M (100,417 SQ FT)
Mezzanine	1,205 SQ M (12,971 SQ FT)	1,205 SQ M (12,971 SQ FT)
Office / Social Rooms	846 SQ M (9,106 SQ FT)	826 SQ M (8,891 SQ FT)
Car parking spaces	45	56
Trailer parking spaces	10	7
Dock Doors (2,00 x 2,50 m)	12	12
Level Access	1	1
Dock Doors (2,00 x 4,50 m)	3	3
Floor loading capacity	5t / m ²	5t / m ²
Clear Height	10 m	10 m
ESFR-Sprinkler-System FM Global K-360 / 5,2 bar, 120 min.		



MAGNA PARK
Berlin-Werder (Havel)
 Am Magna Park
 14542 Werder
 Germany



SUSTAINABLE EXCELLENCE



GLP's logistics- and distribution properties meet high sustainability criteria worldwide through environmentally sound building solutions.

All new developments in Germany are certified to at least the DGNB Gold standard, making them more cost-effective to operate and maintain. In addition to reducing operating costs for users, GLP contributes to sustainability by improving the CO₂ balance, reducing energy and water consumption, and selecting certified and recyclable building materials.

GLP EUROPE

GLP is a leading global business builder, owner and operator of logistics real estate, data centers and renewable energy technologies. GLP's deep expertise and operational insights allow it to build and scale high-quality businesses and create value for its customers. GLP owns and operates assets and businesses in 17 countries across Asia, Europe and the Americas. GLP Capital Partners, a global manager for alternative investments with approximately \$126 billion in assets under management as of 31 December 2023, is the exclusive investment and asset manager of GLP.

Our European operating portfolio consists of more than 9.7 million SQM across the strategic logistic markets, which is leased to blue chip customers such as Amazon, DHL and GXO Logistics. In addition, GLP Europe has a prime land bank which allows for the development of an additional 1.7 million SQM.



approx. 9,7 million sq m
(104 sq ft) portfolio



Leading with
innovation



European
market leader



Award winning
developments

For more information about GLP or the property, please visit our homepage or contact us:



George Fairbairn
Senior Asset Manager

+49 174 344 99 23
george.fairbairn@glp.com



Ingo Schulze
Director
Industrial & Logistics | Berlin

+49 30 202 99 30
ingo.schulze@colliers.com

GLP

Friedrich-Ebert-Anlage 35 - 37, 33. OG, 60327 Frankfurt am Main, Germany

eu.glp.com