


Regno Unito


G-Park Stevenage


6,856 SQM


Available To Let

KEY FEATURES

 BREEAM Excellent

 Pannelli solari

 Ricariche VE

 Parcheggi HGV

Richiedi informazioni su questa proprietà




Emily Le Gallais

Associate, Real Estate Development

United Kingdom

Regno Unito

 +44 7833440482

Overview

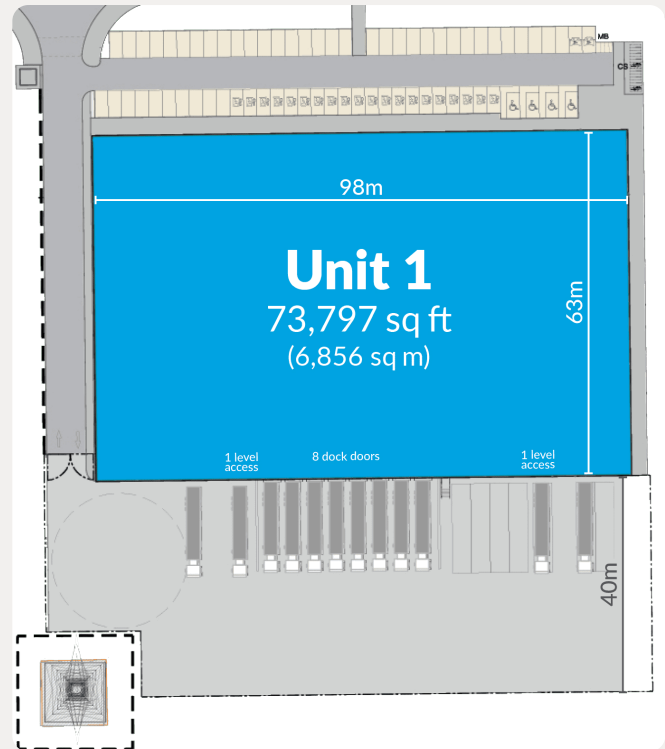
Unit 1 at G-Park Stevenage is a premium logistics warehouse offering 73,797 sq ft of high-specification industrial real estate. Located just 0.5 miles from Junction 8 of the A1(M), it provides fast access to London logistics hubs, the Midlands, and key ports including Tilbury and London Gateway. With direct rail links to London Kings Cross in 34 minutes, this warehouse location is ideal for occupiers seeking efficient last mile logistics solutions.

Features

This high-quality commercial warehouse includes 8 dock level doors, 2 level access doors, 12m clear height, and a 40m secure yard. It offers 70 car parking spaces, 16 HGV bays, and infrastructure for full EV charging. The unit supports flexible use, with up to 1MVA power supply. Its strategic location and specification make it ideal for businesses seeking warehouse rental or logistics warehouse space near London.

Sustainability

G-Park Stevenage is built to net zero carbon standards, featuring PV roof panels, intelligent LED lighting, and water harvesting systems. It also supports battery storage and environmental analytics, aligning with GLP's commitment to sustainable industrial and logistics real estate.



DIMENSIONE TOTALE DELL'EDIFICIO

6,856 SQ M

TOTALE DISPONIBILE

6,856 SQ M

INDIRIZZO

G-Park Stevenage, Stevenage, SG1 4BB



VISUALIZZA I DETTAGLI COMPLETI DI QUESTA PROPRIETÀ SU
[HTTPS://EU.GLP.COM/IT/IMMOBILI/G-PARK-STEVENAGE/](https://eu.glp.com/it/immobili/g-park-stevenage/)