



Spojené království

G-Park Skelmersdale

54,417 SQM

KEY FEATURES

 BREEAM Excellent

 Parkoviště TIR

Dotaz na tuto nemovitost




James Atkinson

Vice President, Real Estate Development

United Kingdom

Spojené království

 +44 7796337023

Overview

G-Park Skelmersdale is a prime industrial and logistics real estate opportunity in the North West, offering up to 590,000 sq ft of high-specification logistics warehouse space across three plots. Located just one mile from Junction 4 of the M58 and five miles from the M6, this strategic site provides rapid access to Liverpool, Manchester, and the Port of Liverpool (Liverpool2), making it ideal for warehouse rental.

Features

This built-to-suit warehouse development offers flexible unit sizes from 100,000 to 260,000 sq ft, with infrastructure already in place. Each unit is designed to meet modern operational needs, featuring 15m eaves height, dock and level access doors, 50m+ yard depths, and EV charging provisions. Surrounded by major occupiers like DHL, ASDA, and Great Bear, G-Park Skelmersdale is a well-established hub for industrial and logistics real estate, attracting occupiers in merchandise warehousing and logistics development.

Sustainability

Sustainability is built in as standard, with features such as rainwater harvesting, natural light optimisation, and energy monitoring systems. All buildings are targeting BREEAM Excellent, supporting responsible industrial development and future-ready battery storage solutions within a thriving logistics park.

CELKOVÁ VELIKOST BUDOVY

54,437 SQ M

CELKEM DOSTUPNÉ

54,417 SQ M

ADRESA

G-Park Skelmersdale, Skelmersdale, Lancashire, WN8 8DY



ZOBRAZIT PODROBNOSTI TÉTO NEMOVITOSTI NA
[HTTPS://EU.GLP.COM/CS/NEMOVITOSTI/G-PARK-SKELMERSDALE/](https://eu.glp.com/cs/nemovitosti/g-park-skelmersdale/)